

CUSTOM CAMS

Product Overview







CAMCO Custom Cams serve as an economical alternative to “in house” cam design, engineering and manufacturing. Backed by over 100 years of experience, we offer cams in a comprehensive range of configurations, tolerances and materials.

Our designers employ the most advanced computer technology available for detailed kinematic studies and dynamic analysis. In addition to common dimensional inspection, we perform computerized contour measurements with sophisticated, unique inspection equipment in both 2D and 3D.

Our commitment to applied engineering allows us to respond quickly to complicated manufacturing issues with specialized solutions that are precise, economical and engineered to your exacting specifications. Alternative materials, milling, and grinding techniques are explored to provide the best solution for your application at the most economical price.

To assist in your in-house cam design, you can download Clyde H. Moon’s “Cam Design Manual for Engineers, Designers, and Draftsman” from the DESTACO website, www.destaco.com.

Custom Cams are available in a variety of styles:

<p>Plate Cams Popular, economical design used in low speed applications.</p>	
<p>Globoidal Cams Complex, tapered rib globoidal cams, commonly known as roller gear cams, are the heart of IMC's indexers. Controlled follower preloads increase follower life, speeds and accuracy for the ultimate solution in motion control.</p>	
<p>Face-Grooved Cams Medium speed cams using a groove slightly larger than the follower diameter providing minimal running clearance and reduced backlash.</p>	
<p>Conjugate Cams Dual cams controlling preloaded followers which provide higher speed capabilities and better accuracy.</p>	
<p>Barrel Cams Cylindrical cams which can be provided as an end cam, grooved type with minimal follower clearance or as a ribbed type utilizing preloaded followers for increased life and accuracy.</p>	